**Radiation blocking patent-pending technology**

EMF interrupts our sleeping quality by disrupting alpha-frequency brain waves.

Created with a patent-pending technology for blocking EMR & EMF radiation amitted from charger and phone, radiation measurements tests conducted by certified independent standardized EMC lab confirmed that the **Elvy Charger reduces EMR by up to 84.4% and Magnetic Field by up to 95%.**

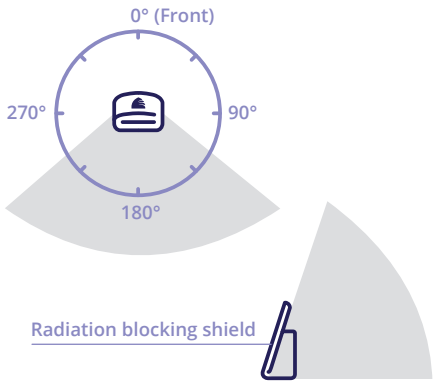


The chart displays a 360-degree spatial section of the radiation's blockage, and scattering in our environment.

**Elvy Charger - Specifications**

- Input: 5V/9V DC 2A
- Output: Up to 15W
- Weight: 400 ±50g
- Operating Temperature: 32°F - 95°F (0°C - 35°C)
- Compatible with all wireless charging phones in standard sizes (See max sizes bellow)
- USB-C cable included
- Power adapter not included
- Dimension: 6.77 × 3.93 × 3.35 in. (172 × 100 × 85 mm)
- Inner (max phone size): 6.29 × 3.22 × 0.37 in. (160 × 82 × 9.5 mm)

**Package includes:**

1x Elvy Charger (Up to 15W)
1x USB-C cable
1x Quick guide

## Elvy allows you to have the **ultimate night's sleep**

Just get into bed, set your alarm, turn on a favorite meditation or the white noise app, rest your phone in the Elvy Charger, and go to sleep.

Falling asleep with Elvy is worries-free as you are still available for your loved ones at all times.

When you wake up in the morning you can easily take your phone out of the charger to stop or snooze and **start your day refreshed!**

**#MyElvyJourney**

**elvy.ai**

G1-02023

For support and warranty visit https://elvy.ai
Contact us: hello@elvy.ai

Manufactured and distributed by elvy.ai Ltd.
Made in Israel. Copyright © 2023 elvy.ai Ltd.

# Elvy Charger

Radiation-Blocking Charger for the Ultimate Night's Sleep

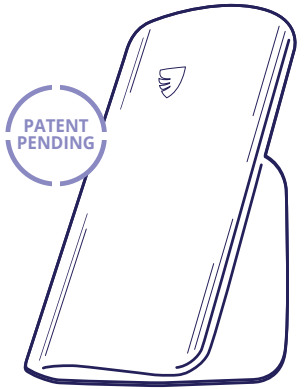


## Quick Guide

# It all starts with **a good night's sleep**



Place the Elvy on your nightstand with the shield facing towards you



Connect to your power supply



Slide your phone in with the screen facing the shield

Shield's light **ON** indicates charging

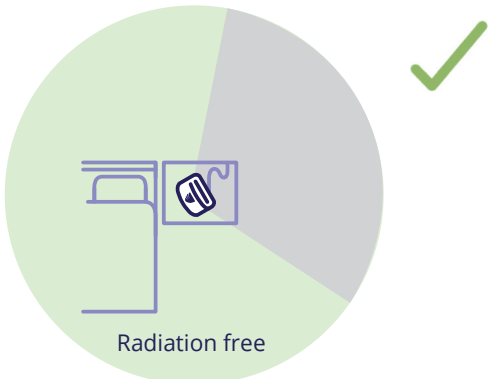


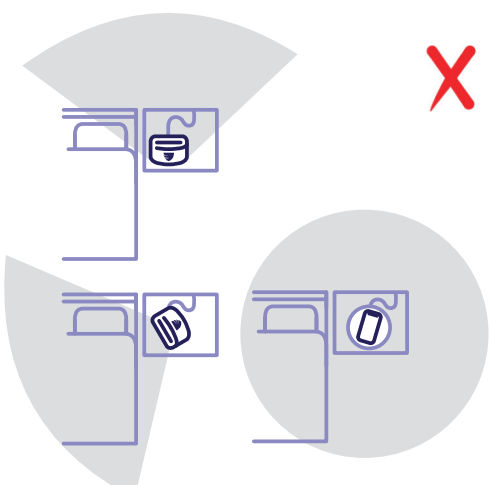

Please read these instructions before using your new Elvy

## Compatibility

Suits with all wireless charging (Qi) enabled phones.

## LED indicator

Dimmed light for peaceful sleep.

**ON:** Your phone is charging. It will turn OFF once your phone is fully charged.

**Blinks:** No charging. See below.

**OFF:** Fully charged. If not, see below.

## Troubleshooting

- Make sure your phone is wireless charging compatible.
- Make sure your Elvy Charger is connected to a working power outlet.
- Make sure you are using a 5V/9V DC power adapter.
- Make sure your phone is slided into Elvy with its screen facing the front.
- If the LED blinks, try removing your phone's case. It may be blocking the wireless signal.
- Make sure there are no metal plates on the back of your phone.
- Wireless charging may be slower than cable-charging and depands on the power adapter.

## Safety information

- Use only with a standard 5V/9V DC power adapter.
- Do not attempt to disassemble the product. It may result in short-circuit or damage.
- The product should be kept in a dry and ventilated environment. Do not store it in a high humidity and/or high temperature area.
- Use only a dry / slightly damp cloth or a wipe without active ingredients to clean the product.
- Indoor use only.
- Place it safely on your nightstand to prevent fall or damage.

**In any case of misuse, alteration or modification elvy.ai Ltd will not be liable.**

elvy.ai